

POI Analysis

Arundel Mills Mall



Start Date
January 01, 2024

End Date
December 31, 2024

Point of Interest
Arundel Mills Mall

Dwell Filter
0

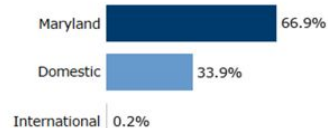
Sample Size: 333,586

82.3%

Overnight

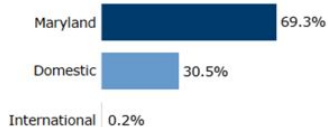
Visitor Breakdown

Unique Visitors

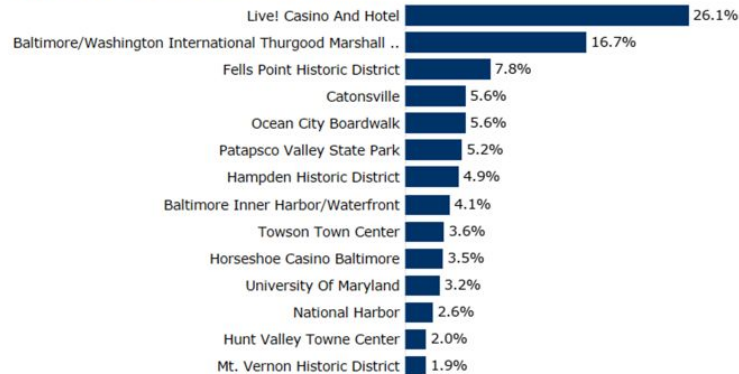


Visits Breakdown

Total Visits

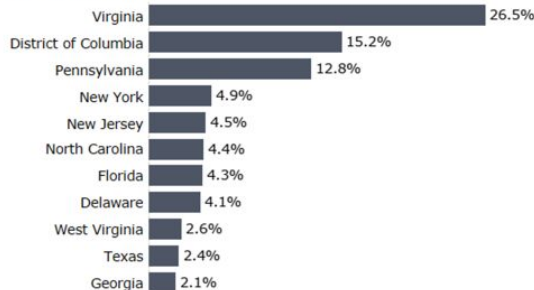


Top Cross-Visited Points of Interest



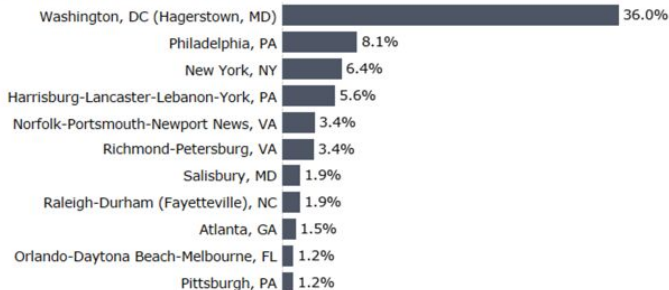
Top Origin Market by State

Unique Visitors, Excluding Maryland



Top Origin Market by DMA

Unique Visitors, Excluding Maryland

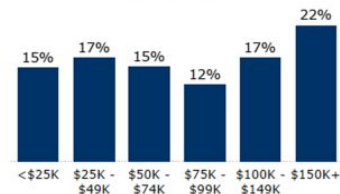


Demographics

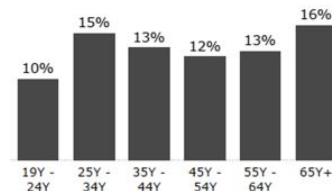
Domestic Only

Household Income (in USD)

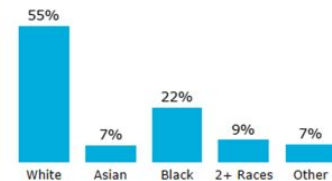
Median: \$91.4K



Age



Race



Source: Azira and US Census Bureau